

Blogging for Beginners



THE CONTENT ✨ CREATOR'S ROADMAP

Unleash Your
Creativity




Chart Your Course
(Create Your Success)

FROM ZERO → TO CONTENT HERO



A Step-by-Step
Workbook for (Aspiring)
Online Creators




Define Your Why

Being an online content creator involves the creation and sharing of digital content across various platforms such as social media, blogs, videos, and podcasts. As an online content creator, you have the opportunity to express your creativity, share your knowledge, connect with others, and potentially even monetize your content. This dynamic field allows individuals to build their personal Blog, engage with a global audience, and contribute to online communities.

Benefits of Creating Content Online

Why do you want to create content?

The Benefits



N.1

Creative Expression

Online content creation provides a platform for you to unleash your creativity and showcase your unique voice and ideas. Whether it's through writing, photography, videography, or other mediums, you have the freedom to express yourself and share your passions with the world.

Empower your content creation journey.

N.2

Knowledge Sharing

Creating content online allows you to share your expertise, skills, and experiences with others. You can educate and inspire your audience, helping them learn and grow in various areas of interest.

N.3

Global Reach

The internet offers a vast audience base, allowing you to connect with people from around the world. Your content has the potential to make a positive impact, spark conversations, and inspire individuals from diverse backgrounds.

N.4

Building a Personal Blog

As an online content creator, you have the opportunity to develop a personal Blog that reflects your values, style, and niche. This Blogging can lead to recognition, credibility, and increased opportunities for collaborations and Partnerships.

N.5

Networking and Community Building

Creating content online enables you to connect with like-minded individuals, industry professionals, and potential collaborators. Building a network and engaging with your audience fosters meaningful relationships and opens doors to new opportunities.

N.6

Monetization Possibilities

Content creation can serve as a source of income. By growing your audience and establishing a loyal following, you can explore various monetization avenues, such as Blog Partnerships, sponsored content, advertising, merchandise sales, or offering products and services.

N.7

Flexibility and Independence

Embrace the freedom of online content creation, where you set the pace and shape your creative journey. Enjoy the flexibility, independence, and limitless opportunities to express your passions and build a fulfilling career on your terms. Unleash your creativity and unlock your potential today.

First Steps

Take a few minutes to reflect on your personal and professional goals. What are your passions, interests, and hobbies? What topics do you feel strongly about?

Consider the benefits of creating content online. What do you hope to gain by becoming an online content creator? Do you want to share your knowledge, connect with others, or build a personal Blog?



Food blogs

Travel blogs

Health and fitness blogs

Lifestyle blogs

Fashion and beauty blogs

Photography blogs

Personal blogs

DIY craft blogs

Parenting blogs

Music blogs

Business blogs

Art and design blogs

Book and writing blogs

Personal finance blogs

Interior design blogs

Sports blogs

News blogs

Movie blogs

Religion blogs

Political blogs

Genres of Blogs

**What genre of blog do you want to work within?
Create a list of reasons you are attracted to that
genre and feel you would excel in writing about it:**

**Remember clarity and specificity are key to good
blogging!**

--

Your Personal Blog



Define your core values and key characteristics that represent your Blog.

Identify your unique style, voice, and visual elements that align with your Blog.

Write down your why. Based on your reflections, write a brief statement that explains why you want to become an online content creator. This statement should be personal and meaningful to you.

Example for an aspiring travel blogger

"My why is to inspire others to explore the world and experience new cultures, while also learning more about myself and my place in the world. I believe that travel has the power to open our minds, connect us with others, and make the world a better place, and I want to share that message through my content."

Remember, your why statement should be unique to you, and should reflect your personal goals and values. Use this exercise as a starting point to define your why, and refer back to it whenever you need motivation or inspiration to create content.

Write a mission statement or elevator pitch that encapsulates the essence of your Blog.

Mission Statement Example:

"Our Blog is dedicated to empowering individuals to unleash their creativity, share their unique stories, and inspire meaningful connections. Through captivating content and authentic experiences, we aim to ignite passion, spark curiosity, and create a positive impact in the lives of our audience."

Elevator Pitch:

"At [Blog Name], we are passionate about fostering creativity and connecting with others through compelling content. We strive to inspire and empower individuals to embrace their authentic selves, explore new perspectives, and embark on a transformative journey. Join us as we create a vibrant community where creativity knows no bounds."



Finding Your Niche

Brainstorm your interests, skills, and expertise.

Research popular topics within those areas and identify gaps or underserved niches.

Define your target audience by considering demographics, interests, and needs.	
Are they male, female, nonbinary, etc.?	
How old are they?	
Single? Married? Kids?	
What do they do for work?	
Where do they live?	
What are their top concerns or priorities?	
What are their values in life?	
Why will they want to visit your site?	

Create a Blog mood board or collage to visually represent your Blog identity



Trendy, lively,
modern, bold, playful,
strong, cheerful,
sophisticated.

MAIN LOGO

YOUR LOGO

COLOURS



#FFFFFF



#FFFFFF



#FFFFFF



#FFFFFF



#FFFFFF

FONTS

Font Name

ABCDEFGHIJKLMNOPQRSTUVWXYZ
abcdefghijklmnopqrstuvwxyz
1234567890!@£\$%^&

Font Name

ABCDEFGHIJKLMNOPQRSTUVWXYZ
abcdefghijklmnopqrstuvwxyz
1234567890!@£\$%^&

MOOD BOARD





travel.

123 Anywhere St., Any City



Wanderlust
Peace
Meditation
International

PLANT HEALTH BLOG

BRANDING KIT

BRAND VISION

Plant health blog is all about your plant babies' health. You'll find articles to help you take care of your indoor and outdoor plants better.

LOGO VARIATION 1

PLANT HEALTH



LOGO VARIATION 2



LOGO DETAILS

Colors:

Black (on light backgrounds)

White (on dark backgrounds)

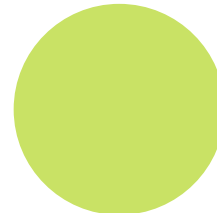
Font:

Cardo (All Capital Letters)


COLOR PALETTE




#F3F6E8



#C9E265



#008037



#000000

FONTS

HEADER: OPEN SANS

ABCDEFGHIJKLMNOPQRSTUVWXYZ
YZ

abcdefghijklmnopqrstuvwxyz

0123456789!@#\$\$%^&*~+()

BODY: CARDO

ABCDEFGHIJKLMNOPQRSTUVWXYZ
WXYZ

abcdefghijklmnopqrstuvwxyz

0123456789!@#\$\$%^&*~+()

FOCUS KEYWORDS

calm, peaceful, nature, plants, earth

Selecting Suitable Platforms



Research and compare different online platforms such as social media, blogs, and video-sharing sites.

Evaluate each platform's features, target audience, and engagement levels.

INSTRUCTIONS

Practice Your Skills

Engage in deliberate practice by consistently creating content across various mediums such as writing compelling articles, capturing stunning photographs, and producing captivating videos, allowing you to hone your skills, experiment with different techniques, and discover your unique creative voice.

Seek feedback

Embrace a growth mindset by actively seeking constructive feedback from respected individuals in your field or engaging with online communities dedicated to content creation, enabling you to gain valuable insights, identify areas for improvement, and elevate the overall quality and impact of your content.

RESOURCES

- Explore online courses, tutorials, or books that cover content creation techniques and best practices.
- Join workshops or webinars led by experts in your chosen content format.
- Utilize editing tools and software specific to your content medium

Notes:



Conclusion

Remember, becoming a successful online content creator is a continuous learning process. Embrace experimentation, adapt to changes in the digital landscape, and remain open to new possibilities. Your unique voice and creative expression have the power to make a profound impact on your audience and the online community.

*Stay true to your passions, values, and
personal Blog*

Never forget that creating content online is not just about sharing your ideas but also about connecting with others, inspiring, educating, and entertaining. Embrace the responsibility and privilege that comes with having a platform, and use it to spread positivity and make a difference.

Remember, you have the potential to become a standout online content creator. Embrace the challenges, learn from setbacks, and let your creativity shine. Your unique perspective and authentic voice will captivate and inspire your audience.

Best of luck!