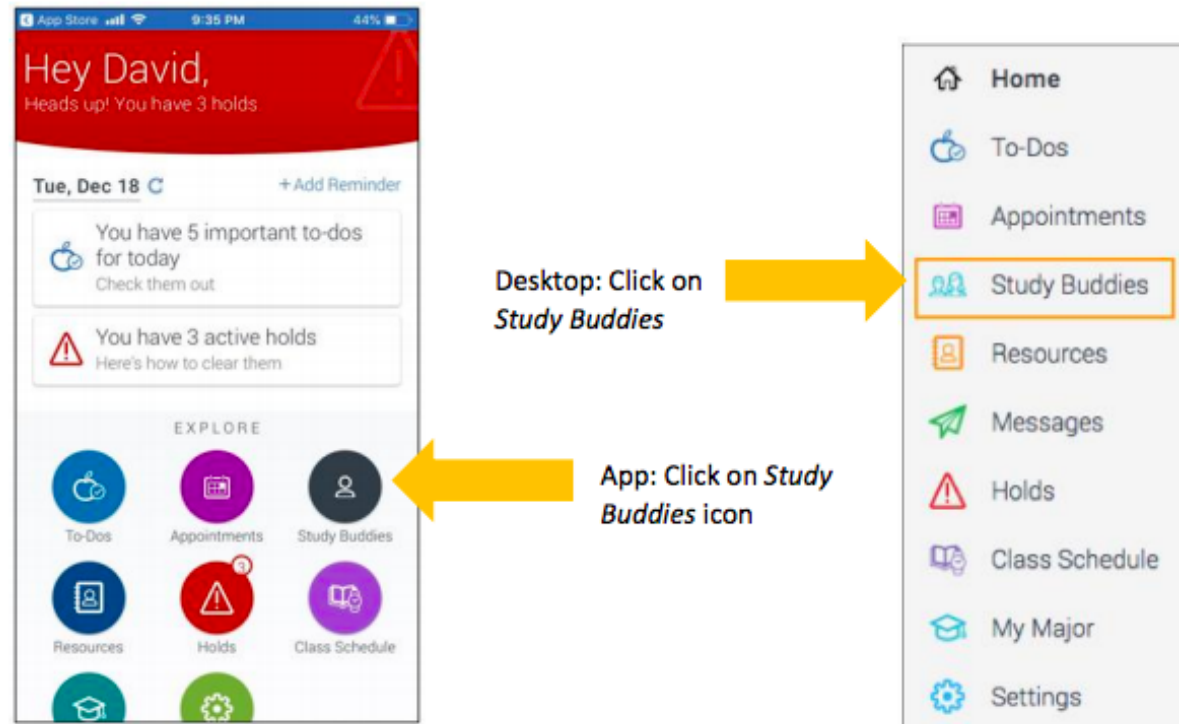




STUDY BUDDIES

How to Use Study Buddies

Download the Navigate Student app or open the desktop site. On the app, click on the *Study Buddies* icon under the *Explore* section. If using the desktop site, click on the icon between *Appointments* and *Resources*.

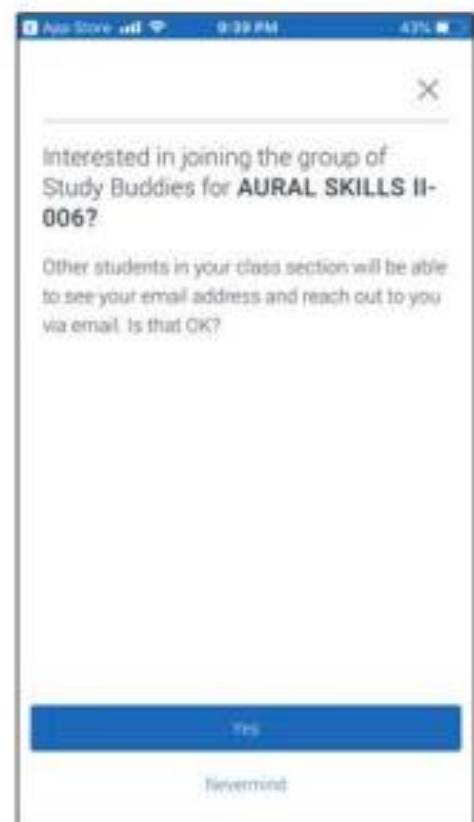


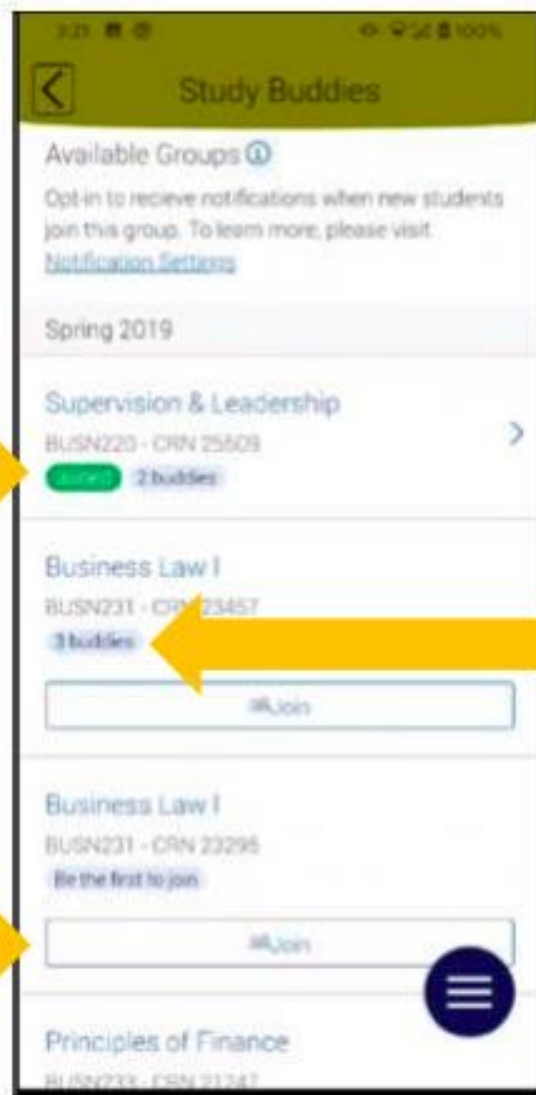
Once Study Buddies is selected, you will see a list of the classes in which you are currently enrolled. Next to each class you will see how many other students (called *buddies*) are already in the group and if you have already joined. Select the course sections you are interested in joining.

After selecting the section you're interested in joining, you will be prompted to confirm that you are interested in sharing your email address with other interested students in your class.

If you select 'Yes,' you will share your email with others who join your class through Study Buddies.

If you select 'Nevermind,' your email will not be shared and you will not be able to connect with others through the Study Buddies feature.





Joined: This student has already joined the group indicating they are interested in creating a study group

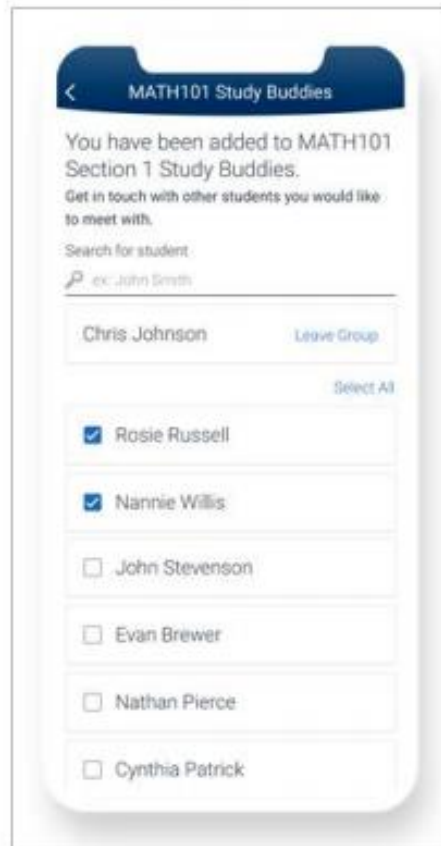


3 buddies: 3 students are interested in creating a study group for this course



If interested in finding others to study with, click *Join*





If you are the first one in the class to join Study Buddies, you will see 'ONLY ME' displayed on the next screen. Once more people join, you will be able to email them. When others have opted in, they will appear in the available list. Next, you can select the individuals you want to email.

After selecting the classmates you would like to start a study group with, your email app will open with a pre-populated subject and body text saying "Hey! Would you be interested in study together for [class name here]?"

You can leave a course's Study Buddies group on the app or desktop site at any time. Simply select 'Leave Group.' A message prompt will appear asking if you're sure. If you answer 'Yes,' you will be removed from the Study Buddies list.

QUESTIONS

Advising Center

advising@sn.rutgers.edu

<https://sites.rutgers.edu/sn-advising/>