

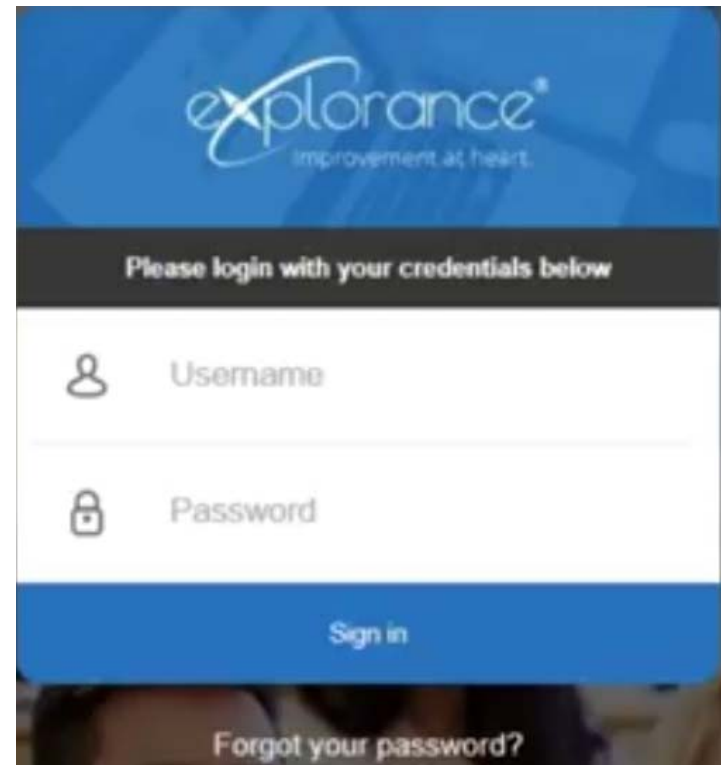
Coming Soon -- Explorance Blue, new course surveying system



blue[®]


An adaptive, fully automated course evaluation process


Gather valuable student feedback and support a positive learning experience for all with Blue course evaluation software.



explorance[®]
improvement at heart.

Please login with your credentials below

 Username

 Password

Sign in

Forgot your password?

Blue offers a convenient Student/Faculty Interface

The screenshot displays the eXploration user interface. At the top left is the eXploration logo with the tagline 'Improvement at heart.' To the right of the logo, the user is greeted with 'Welcome Joe Smith' and 'eXploration'. In the top right corner, there are buttons for 'English' (with a dropdown arrow) and 'Sign Out'. A dark sidebar on the left contains navigation links: 'Home', 'Response Rate', and 'Form'. The main content area is titled 'My Dashboard' and features a 'Tasks' section. This section includes a search bar, a filter dropdown set to 'All', and a 'Reset' button. Below these are sorting options ('Sort by Name') and a toggle for 'Show opted-out' which is currently turned on. The task list contains five entries, each with a clipboard icon, a description, a timestamp, and status tags. The first task is 'Complete the questionnaire for the Graduating Student Survey' (Tue, Dec 18, 2018 9:54 AM) with tags 'Surveys', 'Alumni', and 'In Progress'. The second is 'Complete the questionnaire on Joe Smith for MBA 360 Review - 2017' (Sun, Dec 31, 2017 12:49 PM) with tags '360 Evaluation', '2017', and 'Expired'. The third is 'Complete the questionnaire on PL1001-C-E: The Political World-C-E for Course Evaluation (AdvRel1)' (Mon, Dec 31, 2018 11:59 PM) with tags 'Course Evaluations', '2018', 'Open', and an 'Opt-in' toggle. The fourth is 'Complete the questionnaire on PY1102-T-I: Exploring Psychology II-T-I for Course Evaluation' (Wed, Jan 31, 2018 10:13 AM) with tags 'Course Evaluations', '2017', 'Completed', and an 'Opt-in' toggle. The fifth task is partially visible at the bottom.

Welcome Joe Smith
eXploration

English Sign Out

My Dashboard

Tasks

Search All Reset

Sort by Name

5 of 12 (filtered from 12 tasks) Show opted-out

- Complete the questionnaire for the Graduating Student Survey
Tue, Dec 18, 2018 9:54 AM
Surveys Alumni In Progress
- Complete the questionnaire on Joe Smith for MBA 360 Review - 2017
Sun, Dec 31, 2017 12:49 PM
360 Evaluation 2017 Expired
- Complete the questionnaire on PL1001-C-E: The Political World-C-E for Course Evaluation (AdvRel1)
Mon, Dec 31, 2018 11:59 PM
Course Evaluations 2018 Open Opt-in
- Complete the questionnaire on PY1102-T-I: Exploring Psychology II-T-I for Course Evaluation
Wed, Jan 31, 2018 10:13 AM
Course Evaluations 2017 Completed Opt-in
- Complete the questionnaire on PY1102-T-I: Exploring Psychology II-T-I for Course Evaluation (AdvRel1)
Opt-in

Students receive one email with links for each course



Wed 8/30/2017 11:09 AM

Dean <dean@explorance.com>

Participate in Your Subject/Teacher Evaluations

To: Francois Beneteau

Dear Joe,

We are writing to announce the launch of the subject/teacher evaluations for our current semester, which will be conducted electronically. Your thoughtful responses are important to your instructor and to Demo University. After final grades have been received by the Registrar's Office, each of your teachers will receive a summary of student responses in their subjects.

Below is a list of course evaluations you have been invited to participate.

[Complete the questionnaire on WS2512-C-I: Organisational Practice-C-I for Course Evaluation](#)

Due Date: Saturday, September 30, 2017 1:37 PM

In Progress Course Evaluations 2017

[Complete the questionnaire on WS1005-T-I: Human Rights & Social Issues-T-I for Course Evaluation](#)

Due Date: Saturday, September 30, 2017 1:37 PM

Open Course Evaluations 2017

[Complete the questionnaire on PY2106-C-I: Human Development across the Lifespan-C-I for Course Evaluation](#)

Due Date: Saturday, September 30, 2017 1:37 PM

In Progress Course Evaluations 2017











Department-level dashboards allow monitoring student response rate by course

[-] Please select from the following criteria:

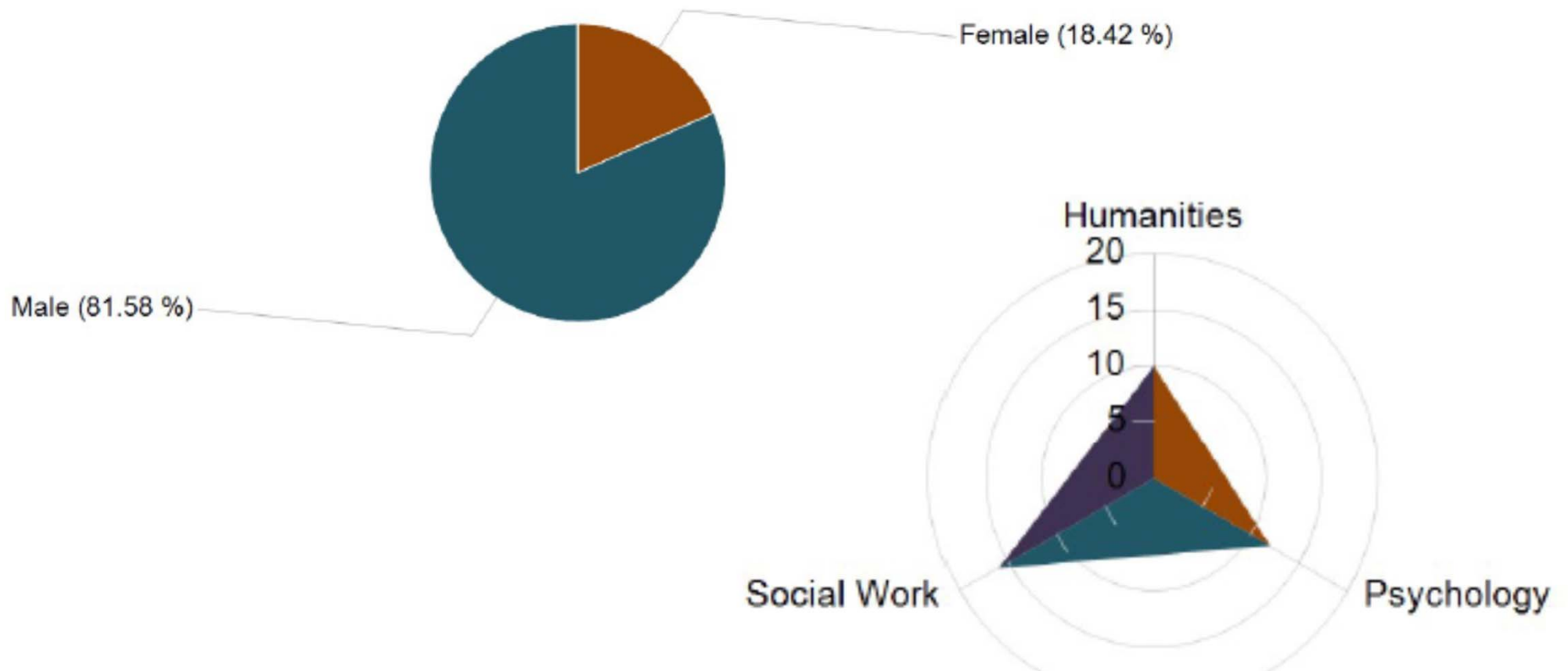
Course ID

[-] Current Data

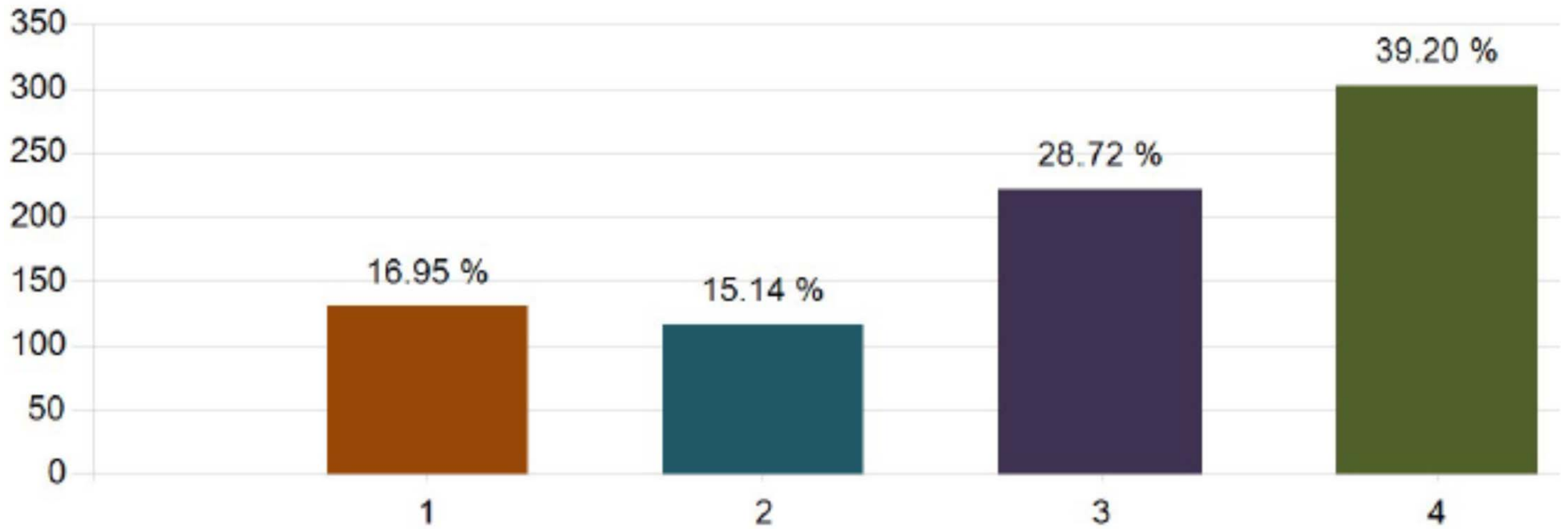
Search Description << < 1 / 14 > >> 10 Total Items 131

| Course ID | Course Name | Instructor | Course Level | Department | Course Score | Invited | Response Rate |
|------------|----------------------|-------------------|--------------|--------------------------|--------------|---------|---|
| ABSKDP-101 | Business Essentials | Samer Saab | Level: 100 | Engineering | 2 | 210 |  100% |
| ABSKDP-102 | Business Essentials | Long Hua | Level: 100 | Management | 2 | 224 |  97% |
| ABSKDP-103 | Business Essentials | David Yen | Level: 100 | Management | 2 | 231 |  88% |
| ABSKDP-104 | Business Essentials | Kai Yin | Level: 100 | Science and Technologies | 5 | 252 |  94% |
| ABSKDP-105 | Integrated Project I | Jeff Anderson | Level: 100 | Engineering | 4 | 315 |  91% |
| ABSKDP-106 | Integrated Project I | Zelbrey Bedard | Level: 100 | Science and Technologies | 2 | 105 |  97% |
| ABSKDP-107 | Integrated Project I | Ephrem Houjeily | Level: 100 | Engineering | 2 | 84 |  87% |
| ABSKDP-108 | Integrated Project I | ShihWei Wang | Level: 100 | Management | 2 | 210 |  80% |
| ABSKDP-109 | Business Technology | Raffi Kalmendjian | Level: 100 | Management | 5 | 224 |  86% |
| ABSKDP-110 | Business Technology | Gordon Graham | Level: 100 | Science and Technologies | 4 | 231 |  77% |

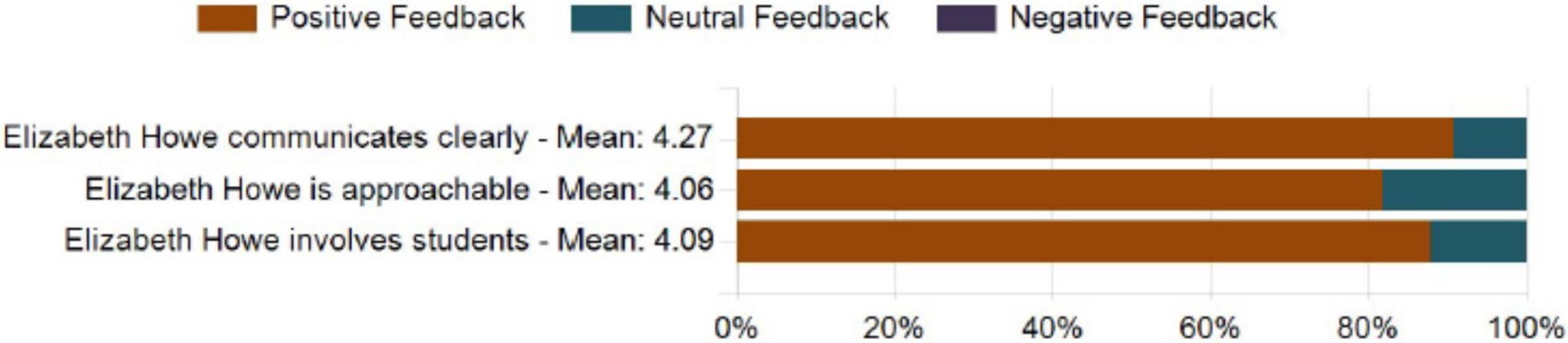
Classroom demographics such as gender and major are possible in reports



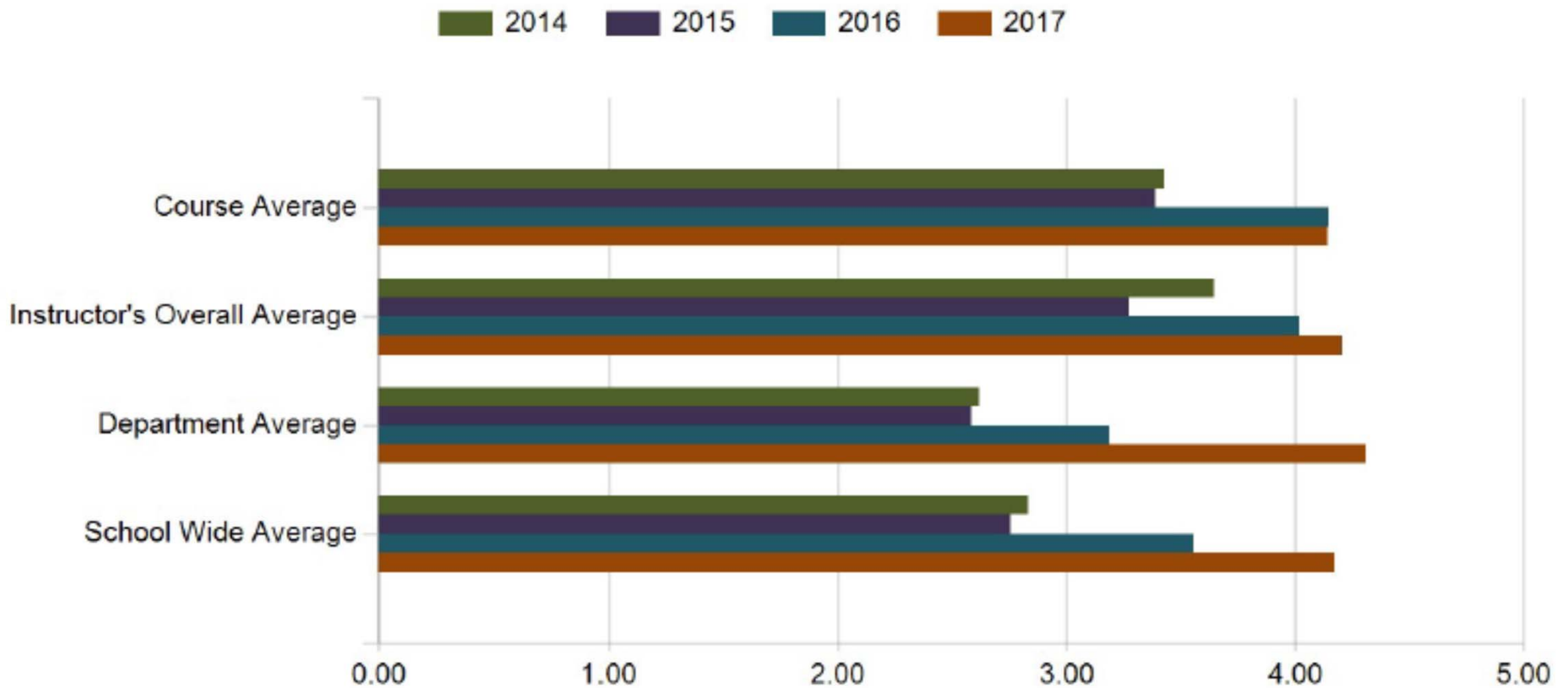
Reports can show year of study for students
(1st year, 2nd year, etc)



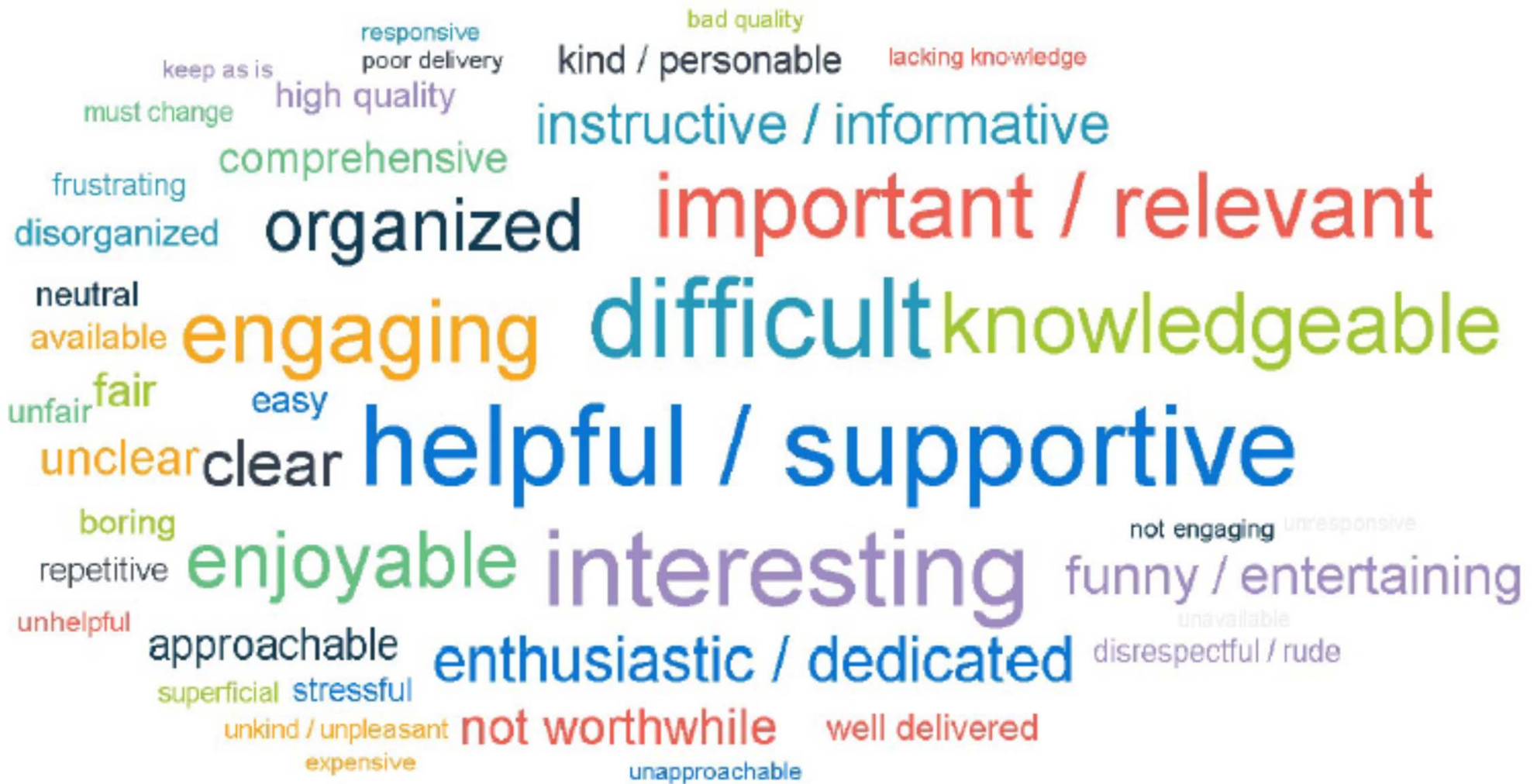
Blue provides the option to obtain impressive course analytics such as aggregate ratings



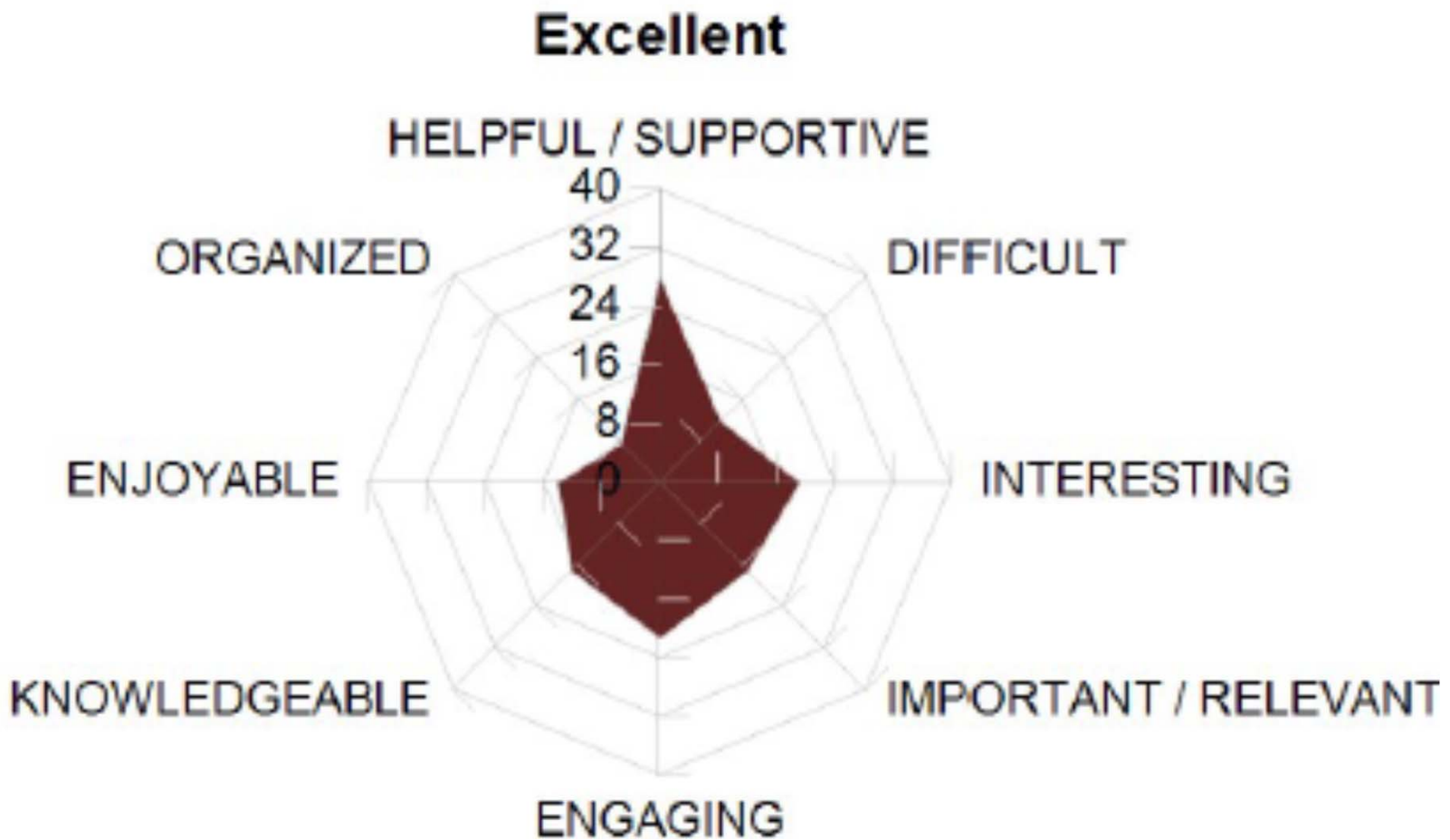
Deans have more tools to observe instructors and courses



Qualitative text analytics from comments



Cross-tabbed themes against quantitative question visualizations



Fair

HELPFUL / SUPPORTIVE

40
32
24
16
8
0

ORGANIZED

DIFFICULT

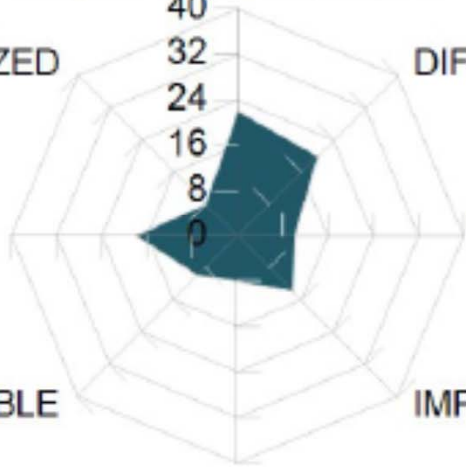
ENJOYABLE

INTERESTING

KNOWLEDGEABLE

IMPORTA

ENGAGING



Poor

HELPFUL / SUPPORTIVE

40
32
24
16
8
0

ORGANIZED

DIFFICULT

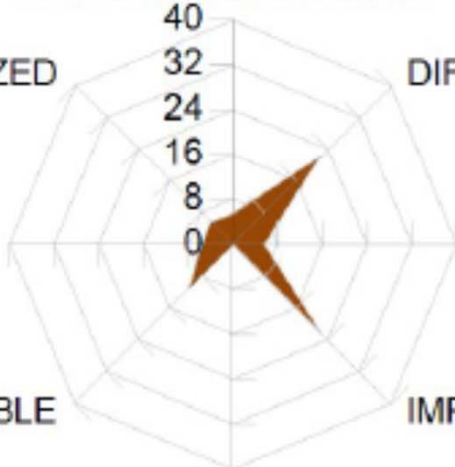
ENJOYABLE

INTERESTING

KNOWLEDGEABLE

IMPORTANT / RELEVANT

ENGAGING



Instructor dashboards summarize many evaluations

