

# **CENTER FOR PUBLIC INTEREST POLLING**

## **A Look at Public Health Awareness, Perceptions, and Attitudes in New Jersey**

Ashley Koning, PhD

Assistant Research Professor, Director

Eagleton Center for Public Interest Polling


Eagleton Institute of Politics

Rutgers University-New Brunswick

December 2021

*The Eagleton Institute of Politics, founded in 1956, is well known across and beyond New Jersey as a place for celebrating politics and strengthening democracy.*

*Eagleton explores state and national politics through research, education, and public service, linking the study of politics with its day-to-day practice and focusing attention on how the American political system works, how it changes, and how it might work better. Eagleton prides itself on a long history of non-partisan research, bi-partisan programming, and empowering individuals on both sides of the aisle to run for office.*



**Eagleton** Institute of Politics

# CENTER FOR PUBLIC INTEREST POLLING

**The Eagleton Center for Public Interest Polling (ECPIP), home of the Rutgers-Eagleton Poll, was established in 1971. Now about to celebrate its 50<sup>th</sup> anniversary and publication of over 200 public opinion polls on the state of New Jersey, ECPIP is one of the first and longest continuous university-based state survey research centers in the United States.**

**Our mission is to provide scientifically sound, non-partisan information about public opinion. ECPIP conducts research for all levels of government and nonprofit organizations with a public interest mission, as well as college and university-based researchers and staff. ECPIP makes it a priority to design opportunities for undergraduate and graduate students to learn how to read, analyze, design, and administer polls. We pride ourselves on integrity, quality, and objectivity.**

# Survey Methodology



*n=1,0005 New Jersey adults 18+; MOE = +/- 3.5 percentage points (including DEFF = 1.31)*



*November 19 – 28, 2021*



*32% landline, 68% cell phone*



*48% male; 52% female*



*58% white, 13% Black, 18% Hispanic, 12% other*



*39% Democrat, 41% Independent, 20% Republican*



*27% ages 18-34, 25% ages 35-49, 27% ages 50-64, 21% age 65+*

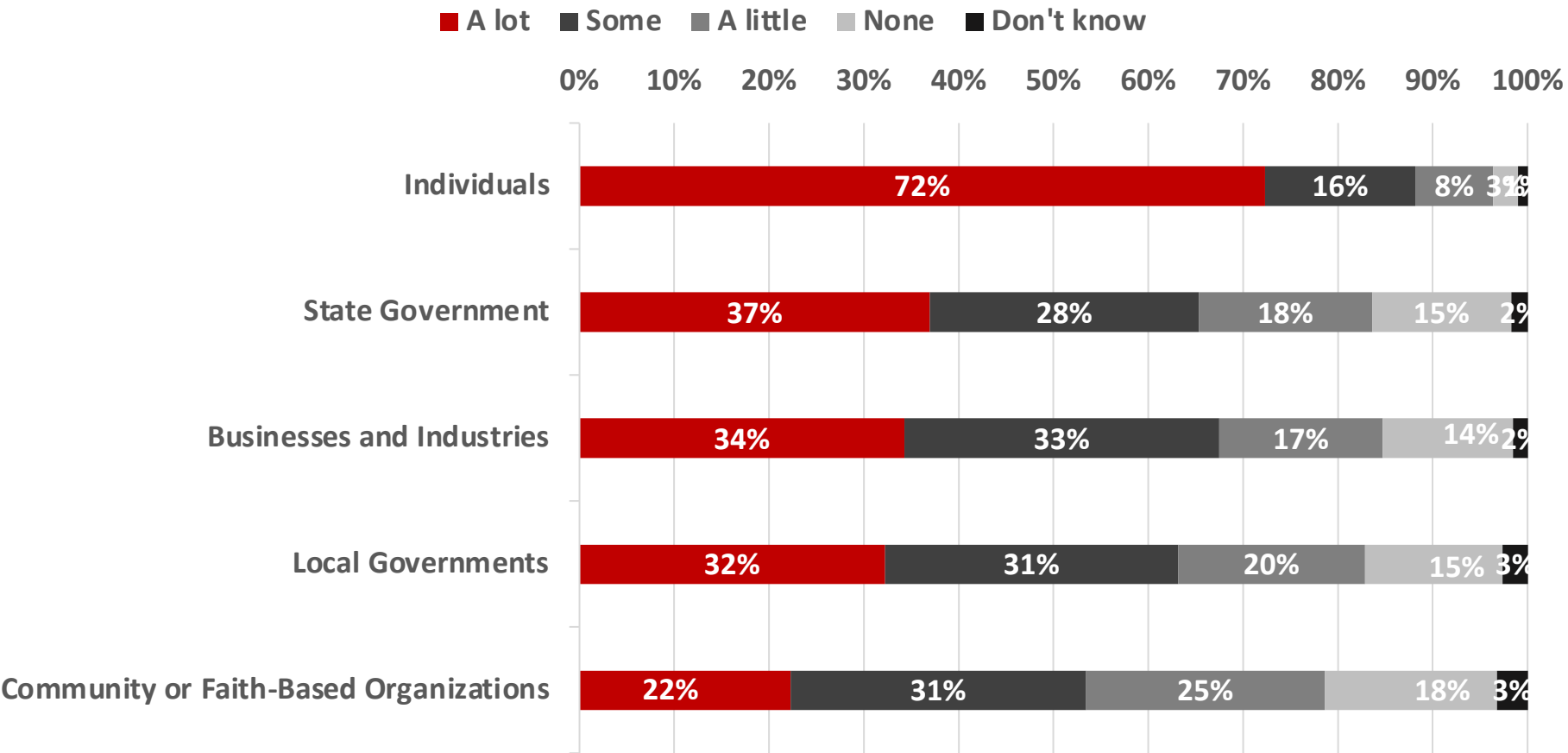
# Leading Healthy Lives





# New Jerseyans Believe Individuals Are Most Responsible for Leading Healthy Lives

*"How much responsibility, if any, do you think each of the following has in making sure people lead healthy lives?"*



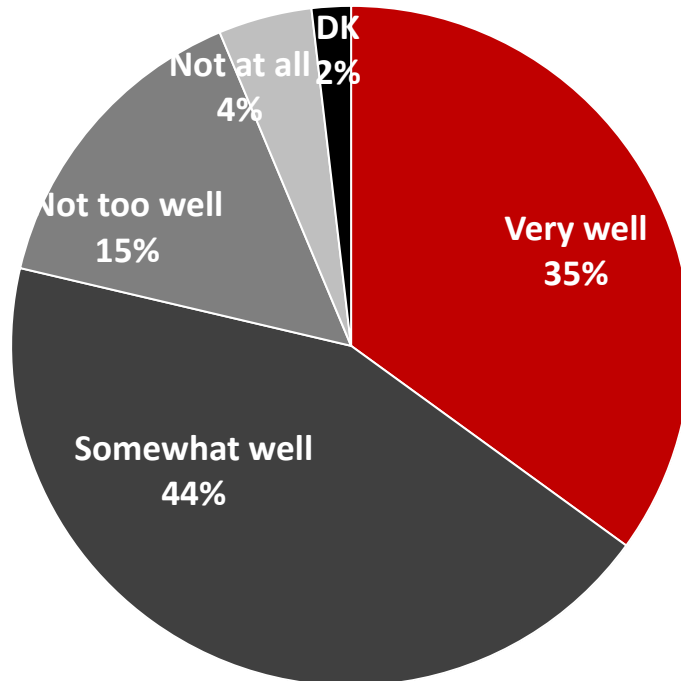
# Understanding “Public Health”





# New Jerseyans Mostly Feel They Have a Good Grasp on What Public Health Means

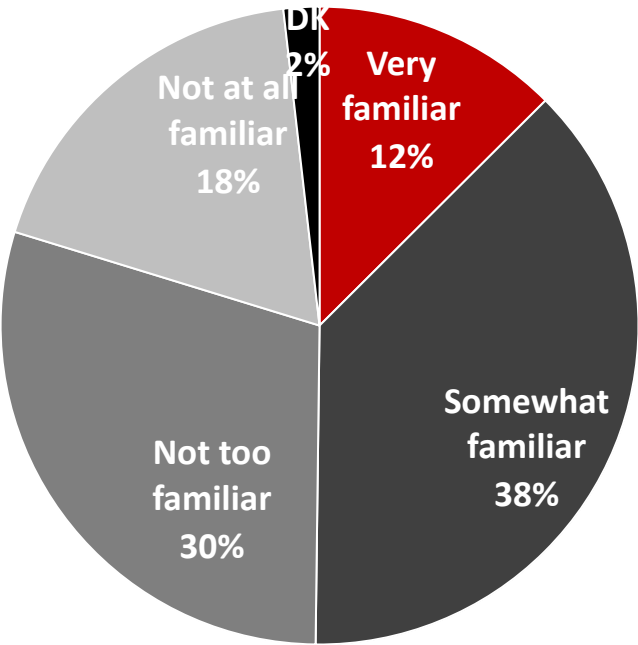
*"If you read or hear somebody talking about 'public health,' how well do you feel that you understand what they mean by those two words – 'public health'?"*



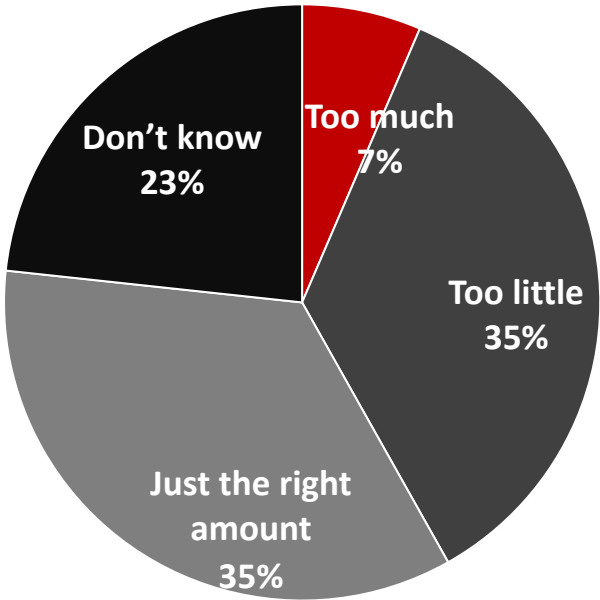
*"For the purpose of this survey, when we refer to 'public health,' we are referring to the work done to keep communities healthy and prevent illnesses and the spread of diseases. While a doctor treats individuals who are sick, public health professionals work with community partners to prevent entire communities from getting sick or injured in the first place. While we understand much of the focus of public health right now is on COVID-19, we are asking about public health issues aside from COVID-19."*

# Half are familiar with LPHDs; Torn Between Whether LPHDs Do Enough or Too Little

*"How familiar are you with what your local public health department does?"*

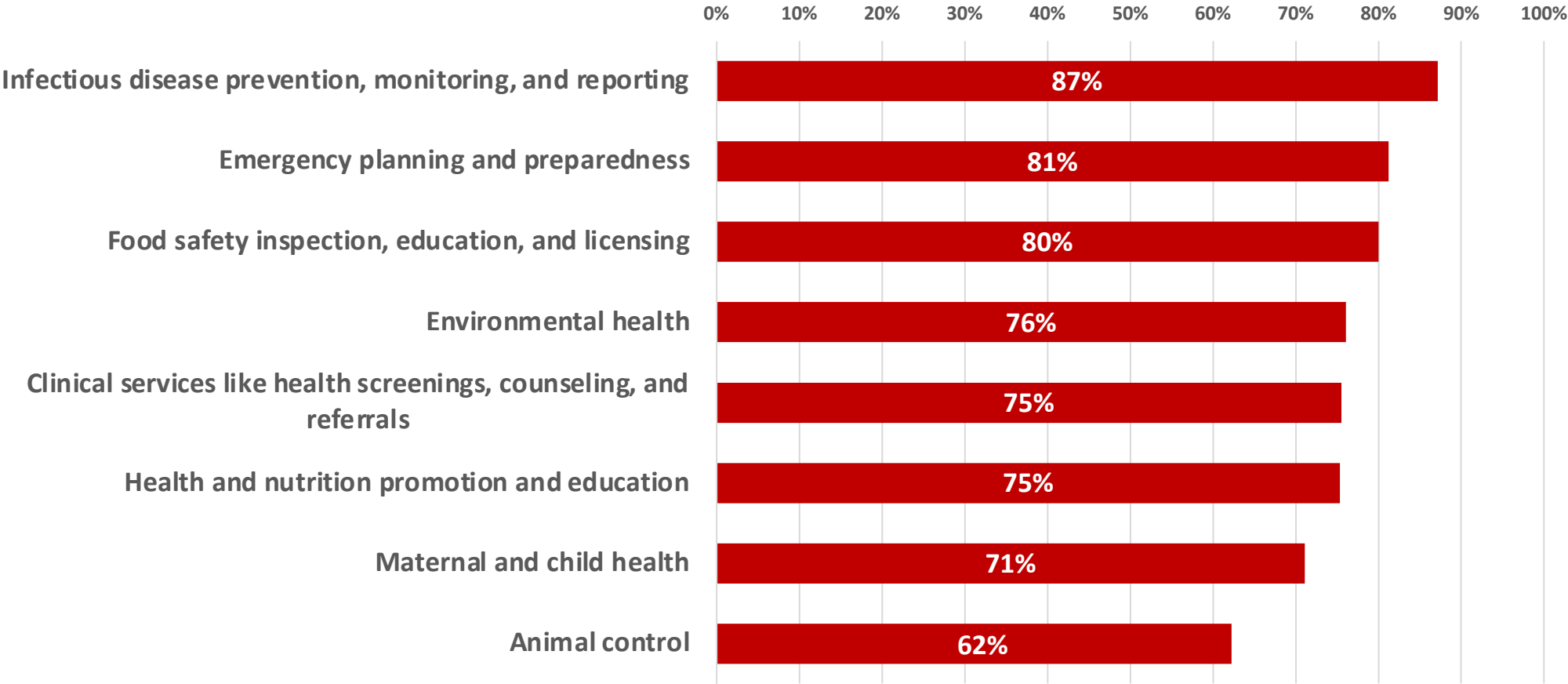


*"Would you say your local public health department does too much, too little, or does the right amount to help people lead healthier lifestyles?"*

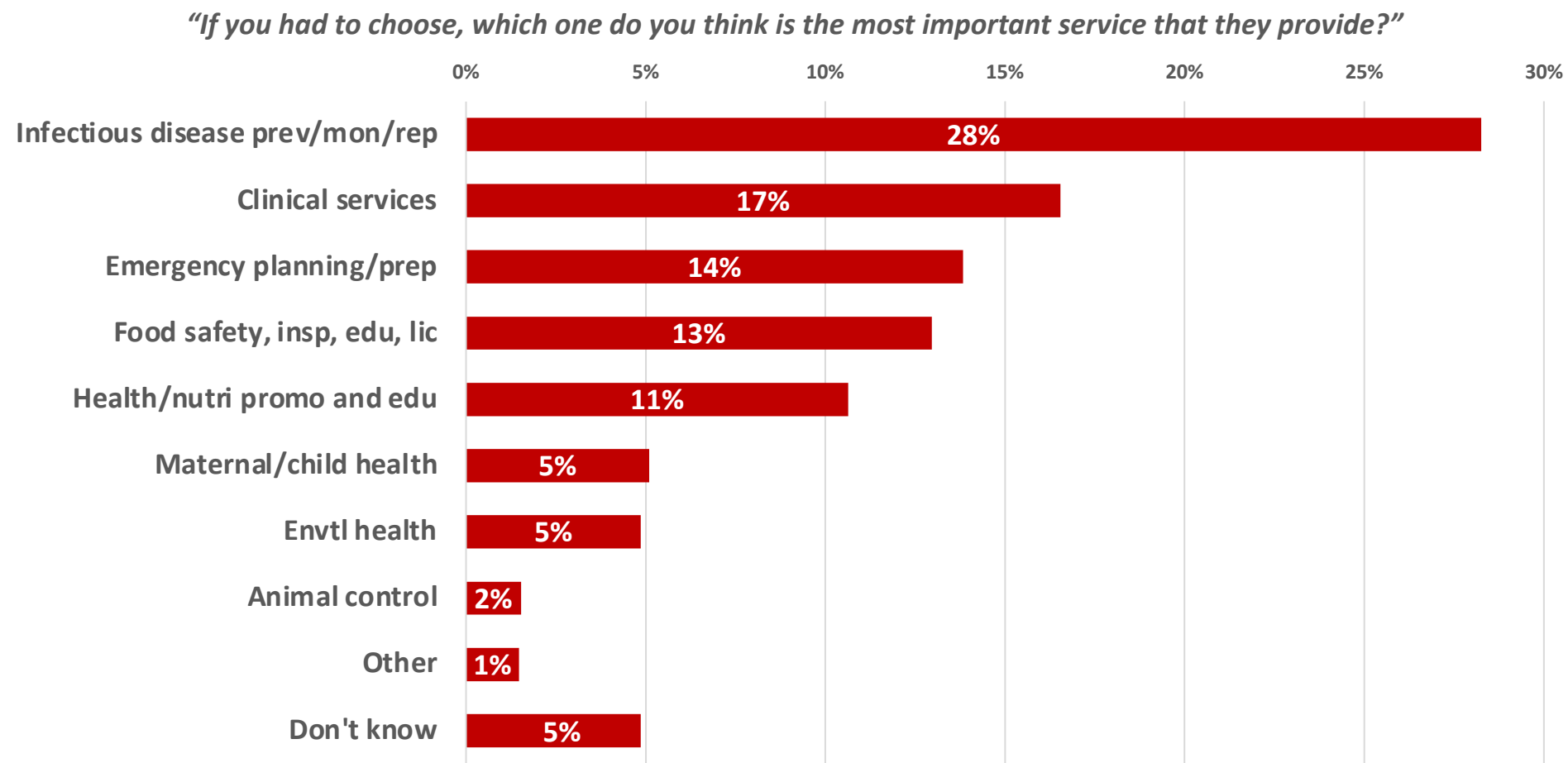


# Disease, Emergency Preparedness, and Food Safety Most Known LPHD Responsibilities

*"Would you consider each of the following services to be one of the main responsibilities for local public health departments, or not?"*



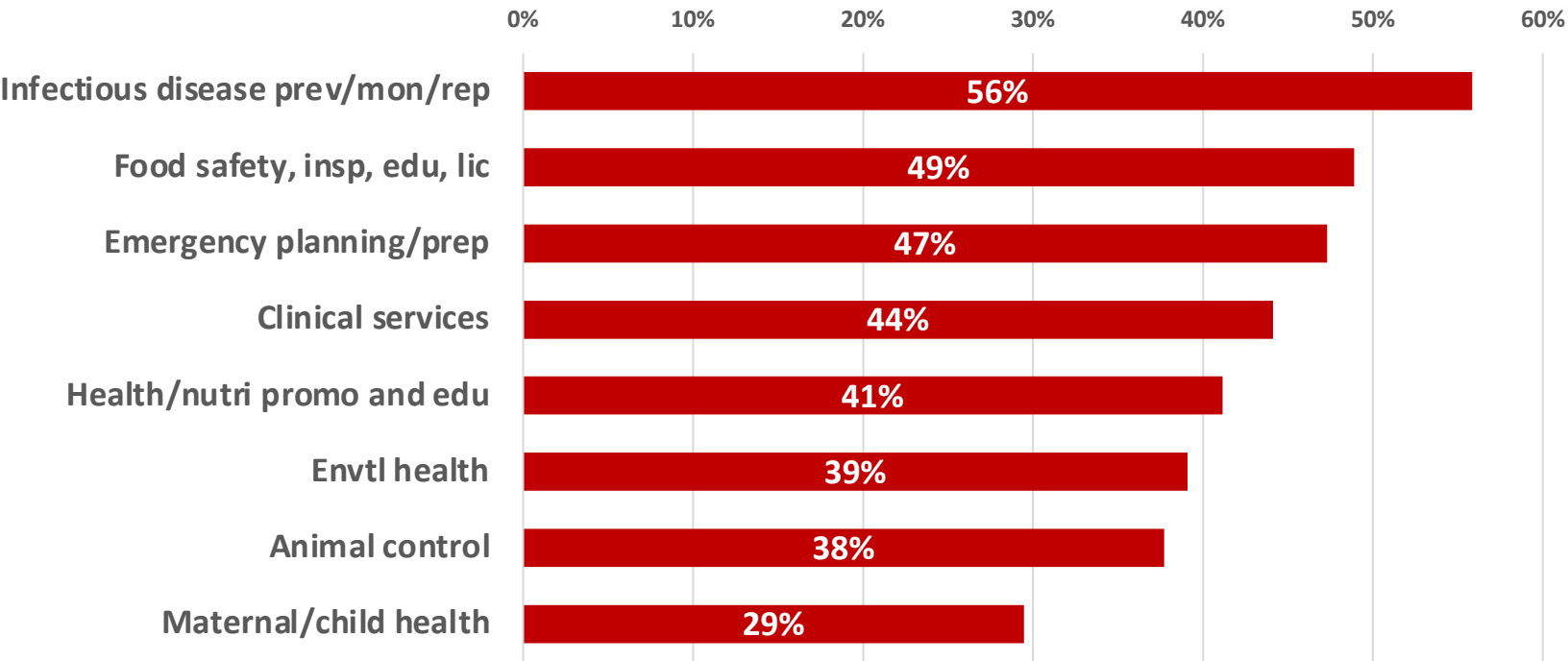
# Disease Prevention/Monitoring Perceived as Most Important





# About Half Say They Have Been Personally Impacted by LPHD Services, Contacted Them

*"I would like you to tell me whether or not each of these services has ever personally impacted you at some point in your life."*



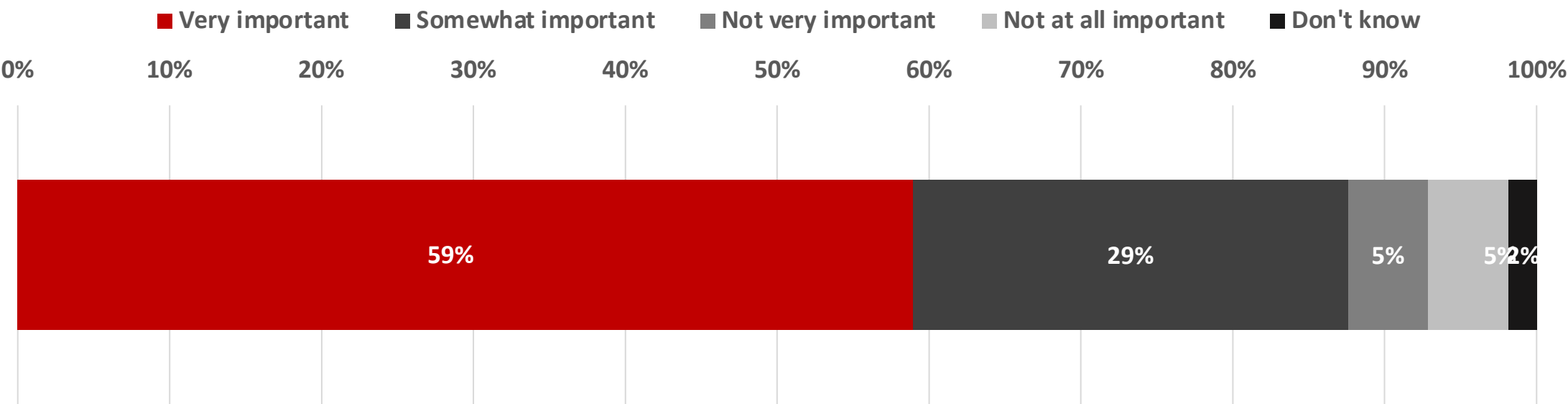
**48%**

*"To the best of your recollection, have you ever engaged with, or received any information from, your local public health department? This may have been through a health fair or event, service or training, educational materials, or some other way. Again, this would be aside from anything related to COVID-19."*

# Public Health Funding

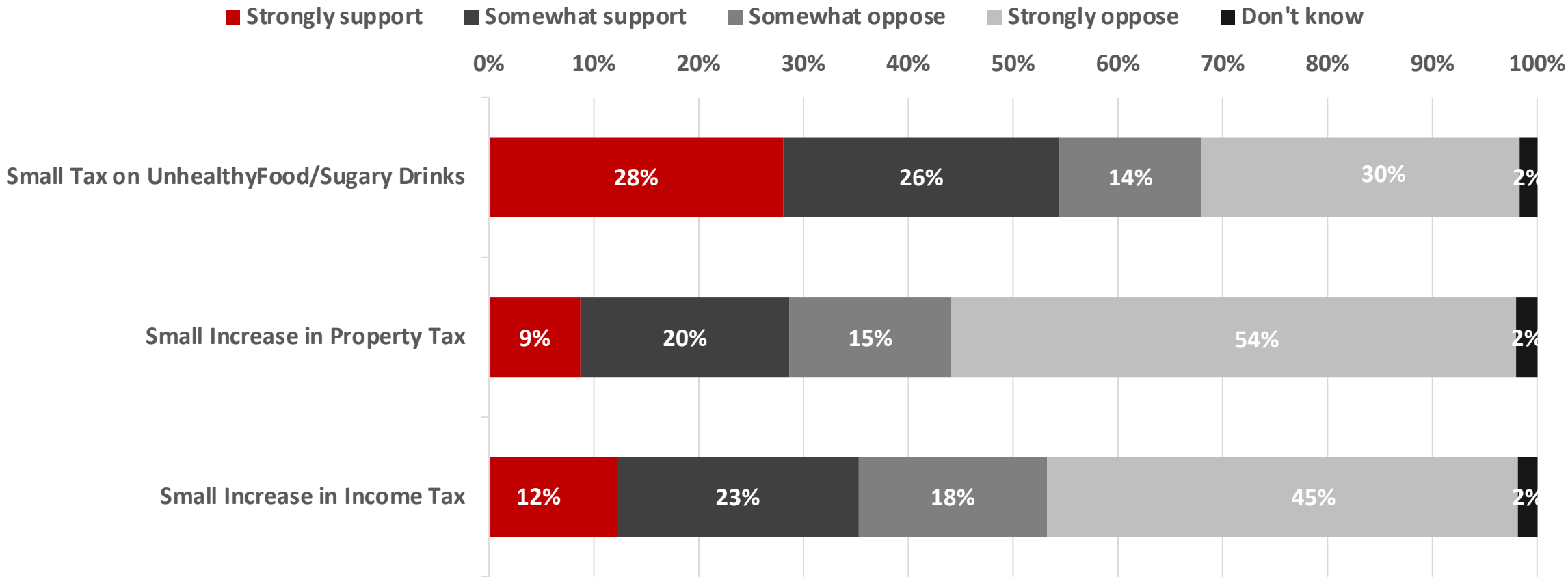
# New Jerseyans Want Stable LPHD Funding ...

*"How important do you think it is for the state of New Jersey to establish a source of stable, dedicated funding that can only be used for local public health services and programs?"*



# ... But They Don't Want to Pay for It

*“Please tell me if you would strongly support, somewhat support, somewhat oppose, or strongly oppose each of the following proposals to create a dedicated and stable fund to support local public health services in New Jersey.”*

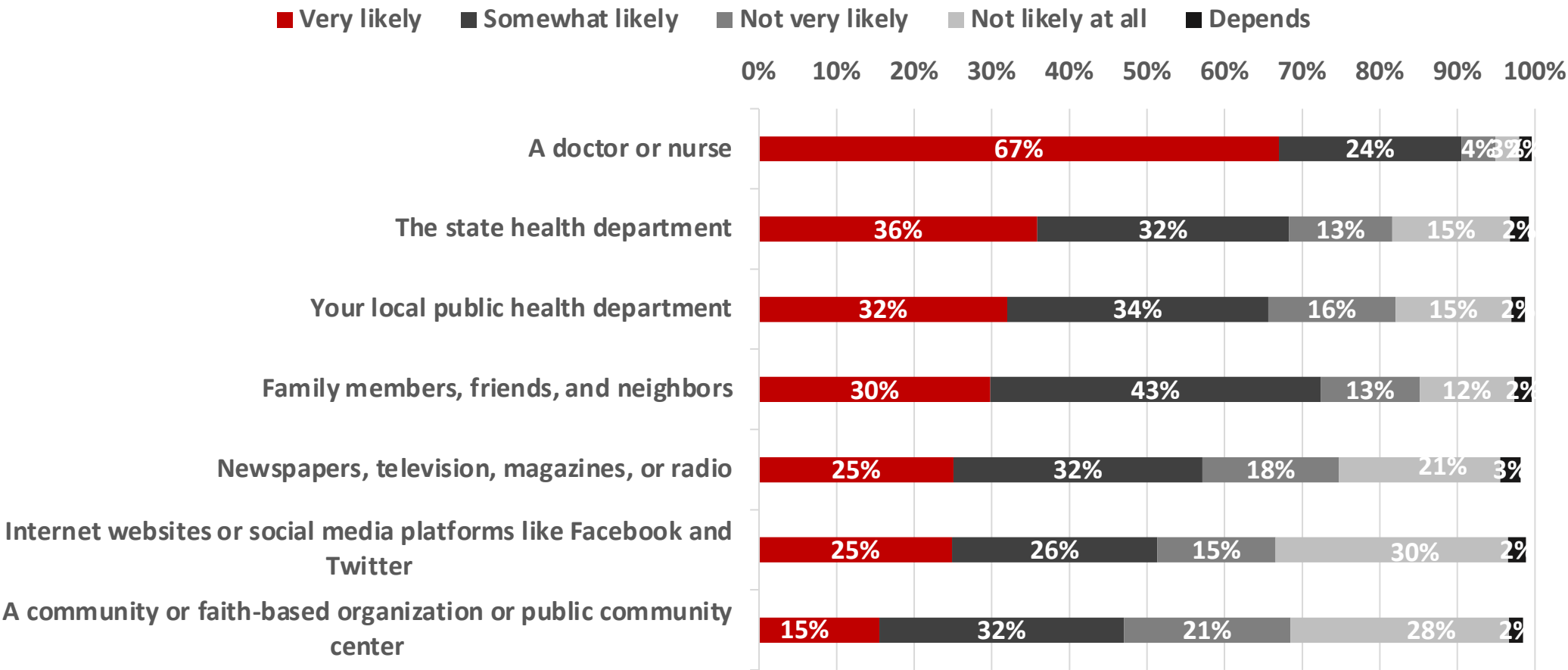


# Sources of Public Health Information and Trust



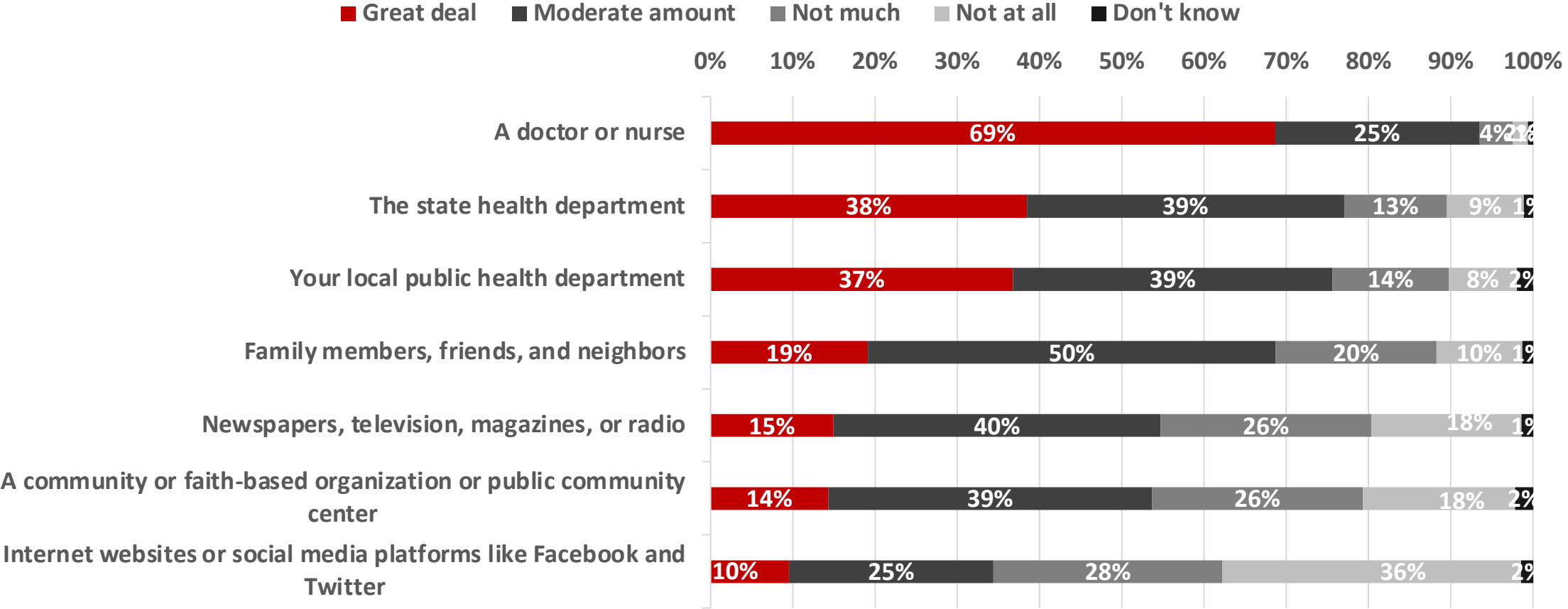
# New Jerseyans Most Likely to Seek Out Public Health Info from Doctors and Nurses

*"Please tell me how likely you would be to seek out information from each of the following if you had a question or concern about a public health issue."*



# Doctors and Nurses Most Trusted by Far

*“People trust some sources more than others when it comes to providing accurate public health information.  
Please tell me how much you trust each of the following.”*



# Thank you!

---

Eagleton Institute of Politics  
Eagleton Center for Public Interest Polling  
Rutgers, The State University of New Jersey  
191 Ryders Lane  
New Brunswick, New Jersey 08901  
848.932.8940  
[poll@eagleton.rutgers.edu](mailto:poll@eagleton.rutgers.edu)  
[akoning@rutgers.edu](mailto:akoning@rutgers.edu)  
<http://eagletonpoll.rutgers.edu>  
@EagletonPoll @AshleyAKoning